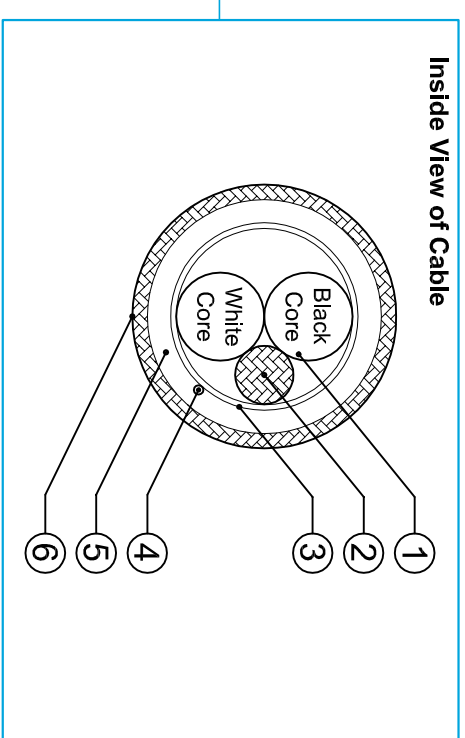
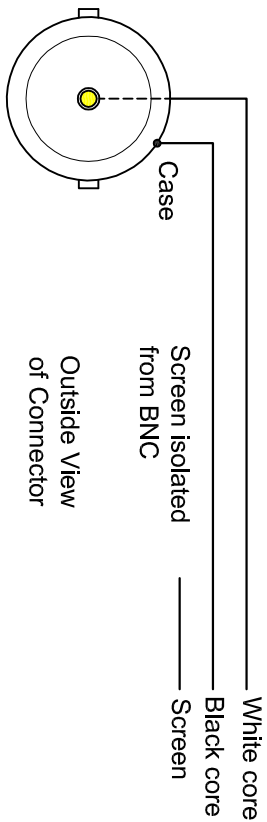
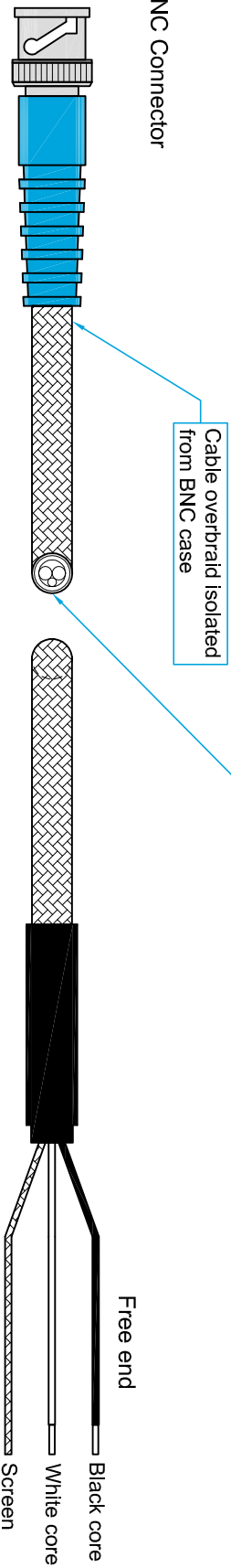


### Connection Details of Cable Assembly



### BNC Connector



### Materials of Cable: C01-002 Overbraided ETFE Cable

Pos	Description	Dimension	Overall Diameter	Remarks
1.	Tin plated copper conductor insulation of ETFE	20 AWG 0,17	0,96 1,30	19 x 0,20 (0,6mm <sup>2</sup> )
2.	Screen wire of tin plated copper	20 AWG	0,96	19 x 0,20 (0,6mm <sup>2</sup> )
3.	Wrapped aluminium polyester foil screen		2,8	Coverage: 100%
4.	Kevlar tear-thread			
5.	Jacket of FEP, black	0,45	3,7	
6.	Braided armour of stainless steel wire	16 x 7 x 0,12 Lay = 1,8 Angle = 46,6	4,2 nom	Nom. Coverage: 95%

### Technical Data of Cable

Technical Data	Values at 20°C	Unit
Conductor resistance	Max: 32,4	Ω / km
Insulation resistance	>1500	MΩ x km
Test voltage	3	KV DC
Voltage rating	600	V AC
Capacitance	Core-core: 165 ± 10%	nF / km
	Core-screen: 310 ± 10%	
Impedance	Core-core: 33 ± 10%	Ω
	Core-screen: 18 ± 10%	
Radiation tolerance	10 E4	Gy
Weight	45	g / m
Temperature rating	-65 / +150	°C